



**GREENLINE**  
— YACHTS —

---

**Greenline 58 Fly**

---

**MC**  
MARCO CASALI  
TOO DESIGN



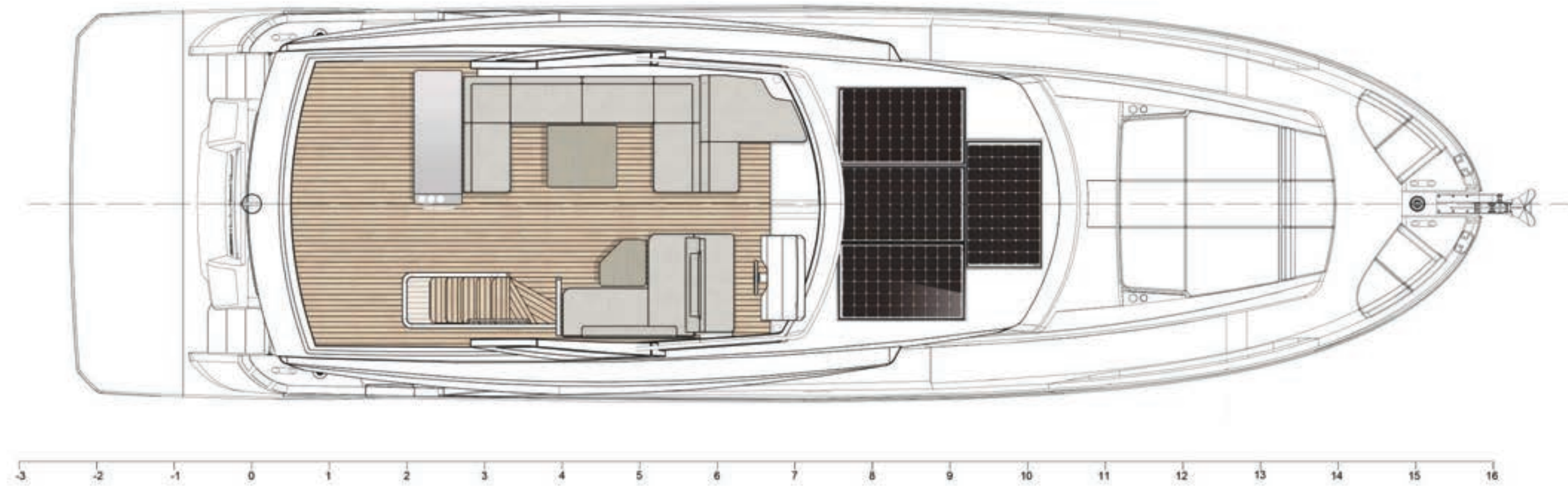
## Greenline 58 Fly

### Techs specs

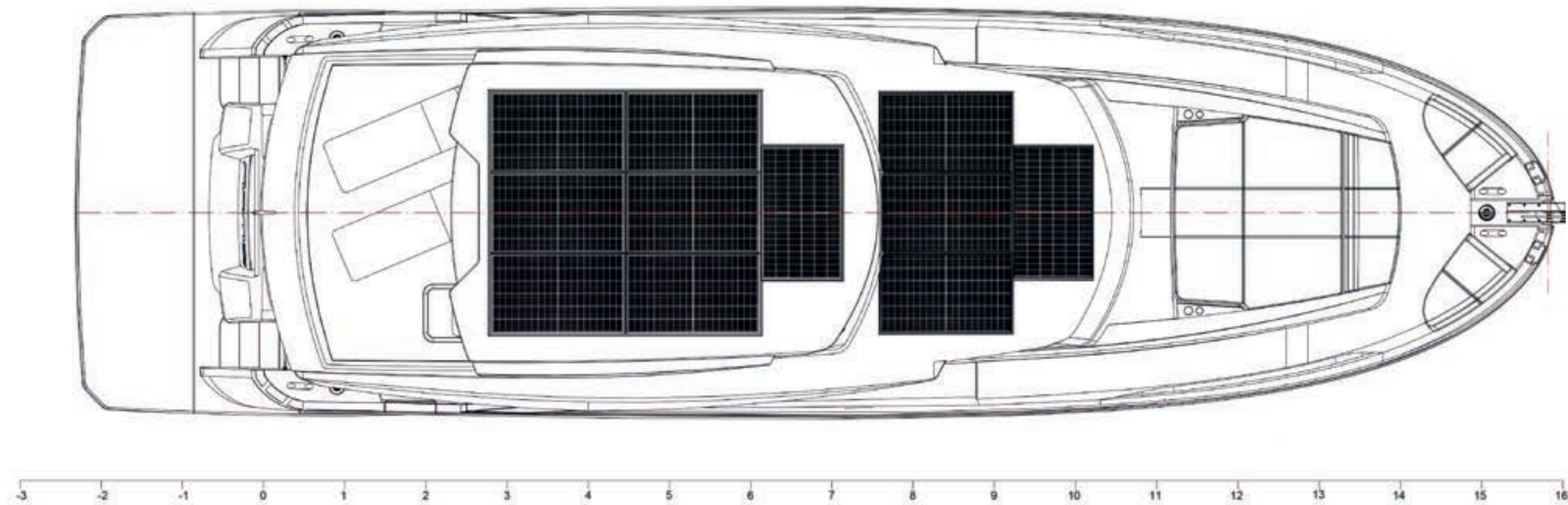


58 overview video

LAO	<b>18.2 m</b>
Beam	<b>5.12 m</b>
Draft	<b>1m</b>
Displacement (dry)	<b>30 tonnes</b>
Engines, twin, shaft drive	<b>610/715/1000 hp</b>
Top speed	<b>22/25/30 knots</b>
Electric cruising speed	<b>6 knots</b>
HDrive only with Cummins engine	

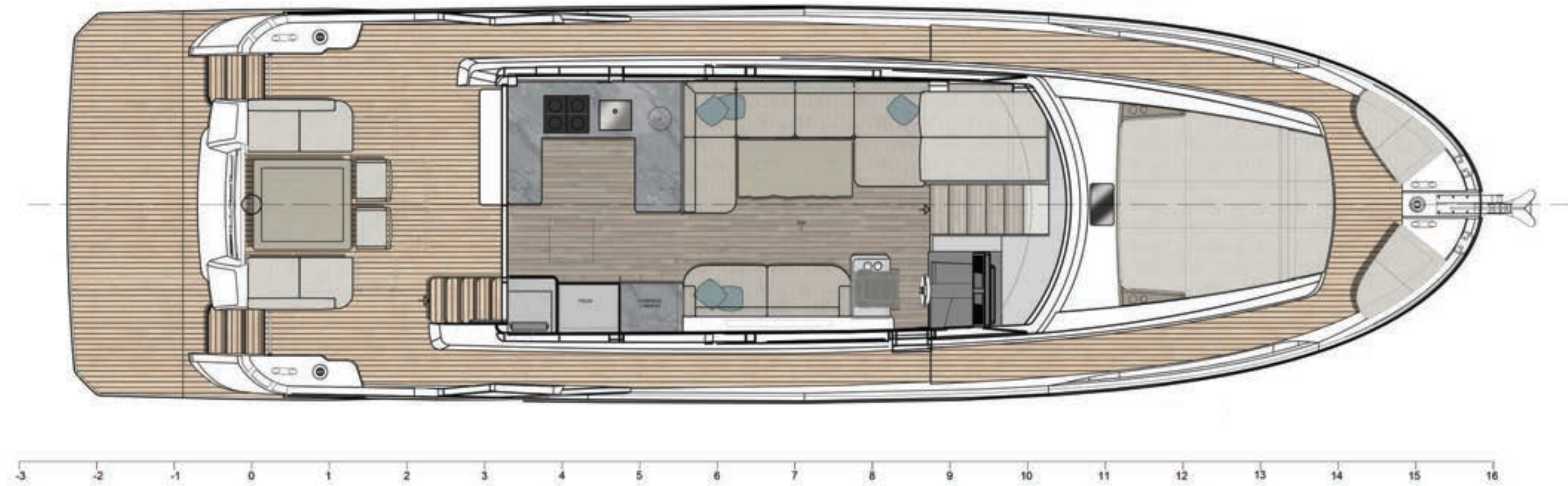


**Greenline 58 Fly**  
Flybridge



**Greenline 58 Fly**  
Flybridge (Hardtop)

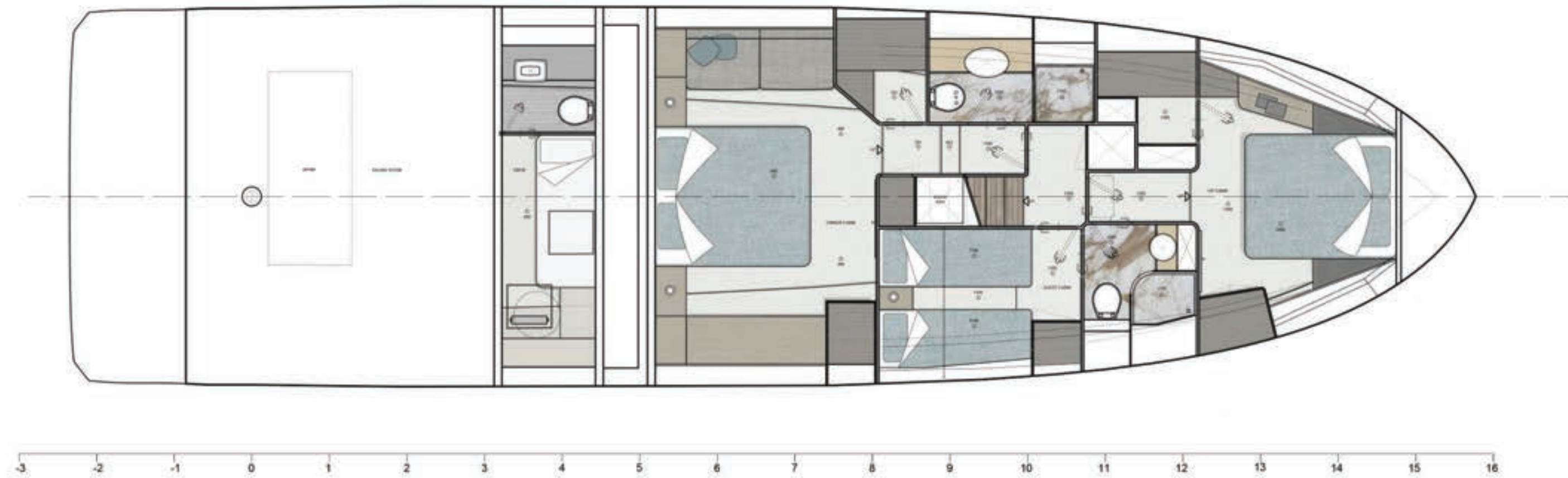




**Greenline 58 Fly**  
Main Deck



**Greenline 58 Fly**  
Lower deck A (triple ensuite)



**Greenline 58 Fly**  
Lower deck B (skipper)





**Greenline 58 Fly**  
Lower deck C (skipper + office)















Dining table for 6



Dining table for 8



Daybed

**Greenline 58 Fly**  
Flexible waterside living area





































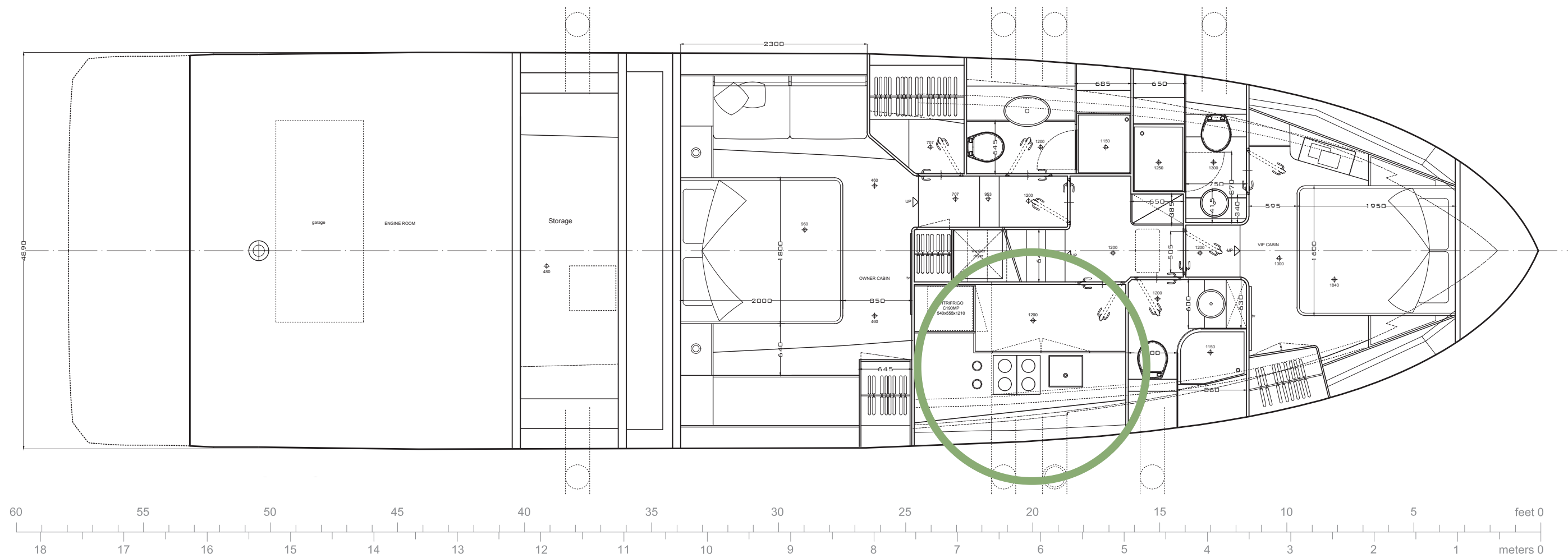




## **Greenline 58 Fly** Dinning experience





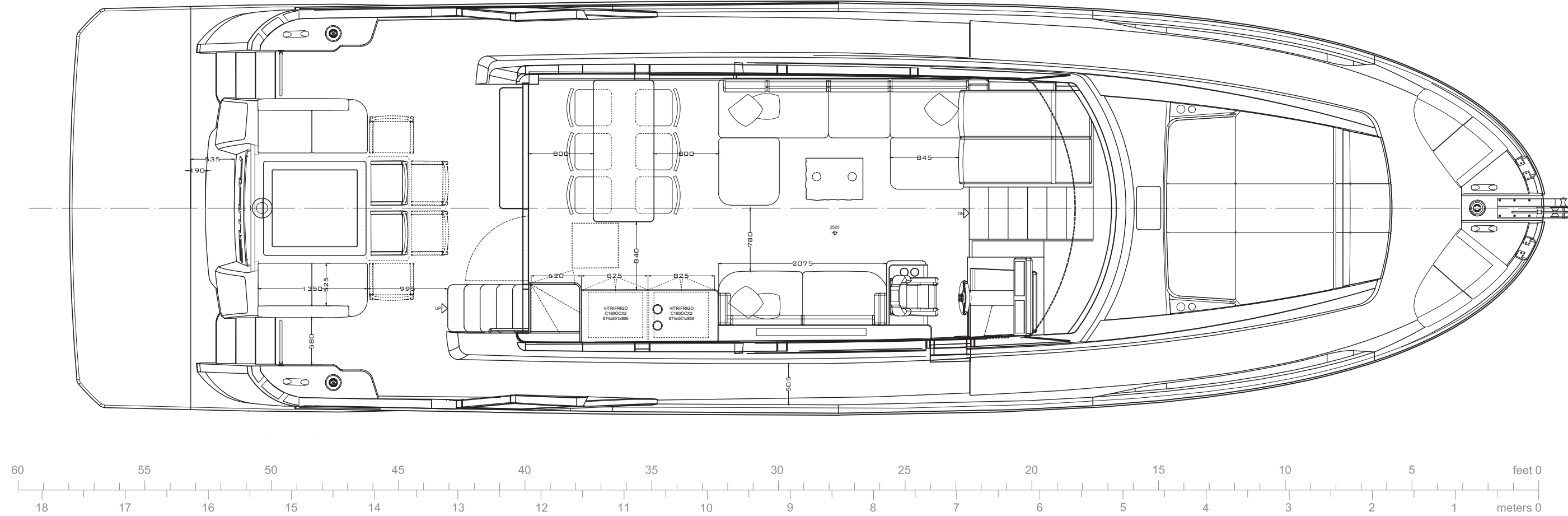


**Greenline 58 Fly**  
Galley kitchen









**Greenline 58 Fly**  
Main Deck









## **Greenline 58 Fly** Fishing experience

















## Solar / Power management

	STANDARD PACKAGE	incl. OPTION
Standard solar panels	1.32 kW	3.63 kW
Standard LiFePO4 batteries (24V)	10.24 kW/h	20.48 kW/h
Standard inverter	5 kW	8 kW

## Hybrid Drive

Electric motor	2 x 25 kW
Battery capacity	up to 120 kW/h
Max speed electric mode	6,5 kts
Range in electric mode (5kts)	up to 25 Nm
Diesel engine	2 x 715 hp
Max speed diesel mode	24 kts
Generator in diesel mode	2 x 20 kW

## Electric Drive

Electric motor	2 x 100 kW
Battery capacity	up to 320 kW/h
Max speed	12 kts
Cruising speed	7 kts
Range	25 Nm
Range extender / generator	45/75 kW
Range with range extender at 5kts	> 1000 Nm

## Diesel Drive

2 x twin 610 hp Cummins engine	22 kts
2 x twin 715 hp Cummins engine	26 kts
2 x 1000 hp Volvo Penta engines	29 kts
Max range at 7 kts	> 600 Nm





